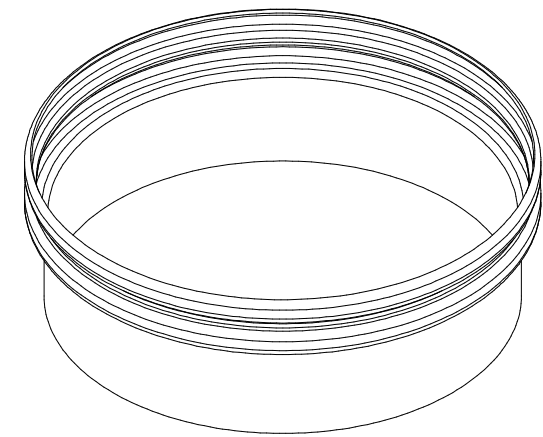



Plan

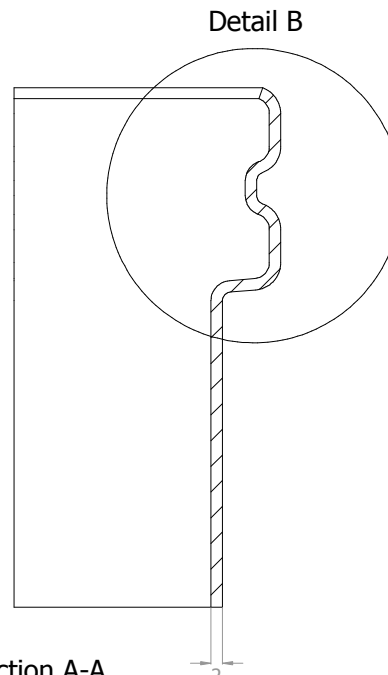


Isometric Representation
Scale (1 : 3)

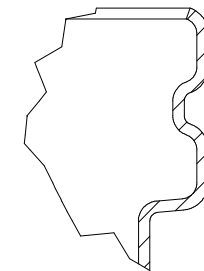


Dimension 'A' Inside

Elevation



Section A-A
Scale (1 : 1) [0.079"]



Detail B

Dimension 'A' (Diameter Ø)	
mm	inches
100	3.937
150	5.905
200	7.874
250	9.842
300	11.811
350	13.779
400	15.748
450	17.716
500	19.685
550	21.653
600	23.622
650	25.590

NOTE:
Section A-A & Detail B are common to all spigots in the BFM Connector Range

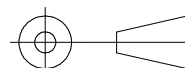


FILTERCORP INTERNATIONAL LTD.
PO BOX 66-080, BEACH HAVEN.
22-24 BAYPARK PLACE, BEACH HAVEN.
AUCKLAND, NEW ZEALAND.
Ph. 64 (09) 483-7149 Fax. 64 (09) 483-4355
<http://www.filtercorp.co.nz/>

CONFIDENTIAL ©
Copyright 1992. This drawing and/or specification is the property of FILTERCORP INTERNATIONAL LTD. - AND MUST BE RETURNED to them on request. Unauthorised use may result in Legal Action. Its contents must not be made public, nor copied, nor used directly or indirectly in any way.

Do Not Scale
Drawing - If In
Doubt, ASK

All Dimensions in
millimeters



Third Angle Projection

BFM Standard Parts
BFM Spigot (ø250)
Spigot Details

Drawing Number BFM Spigot (ø250)		Sheet Number 1 of 1		Revision 0
Drawn By Neil Markham	Drawn Date 19/09/06	Approved By	Scale 1:2	Sheet Size A3