



AIR FILTER TESTING LABORATORIES, INC.

4632 Old LaGrange Road • Buckner, Kentucky 40010

Phone (502) 222-5720 • Fax (502) 222-9881

ASHRAE STANDARD 52.1-1992 STATICALLY TESTED DEVICES

DEVICE TESTED

REPORT NO.
12590

TEST NO.
1

SHEET NO.
1

Test Requested By	NORDIC AIR FILTRATION A/S
Manufacturer	NORDIC AIR FILTRATION A/S
Test Sample Procurement	FURNISHED BY MANUFACTURER
Product Name	CARTRIDGE FILTER
Model No.	CGT325/864/26/NA139GT
Dimensions	12.75 IN. O.D. X 8.38 IN. I.D. X 34.00 IN. LG. (NOMINAL)
Product Description	

TEST RESULTS - see attached performance curves

Test Airflow Rate	750	ft ³ /min (cfm)
Initial Resistance	0.81	in. w.g.
Final Resistance	4.00	in. w.g.
Initial Atmospheric Dust Spot Efficiency	35.0	%
Average Atmospheric Dust Spot Efficiency	97	%
Average SAE Fine Dust Weight Arrestance	100	%
SAE Fine Dust Holding Capacity	6883	g

Test Section Duct Size	17.0	in. O.D.
Test Dust	SAE FINE	
Test Dust Feed Rate	2.0	g/1000 ft ³

PHYSICAL DESCRIPTION

Number Of Pleats	305	no. pleats
Face Dimension (Nom. O.D.)	12.75	in. O.D.
Face Dimension (Nom. I.D.)	8.38	in. I.D.
Face Dimension (Nom. Length)	34.00	in. LG.
Depth Dimension (Nom. Depth)	2.00	in. D
Media Area (Gross)	288.1	ft ²
Media Area (Net Effective)	275.1	ft ²
Inlet Open Area (IOA)	9.31	ft ²
Type Of Media	CELLULOSE/POLYESTER	
Type And Amount Of Dust Adhesive	NONE	

DATE
10-07-2002

TEST SUPERVISOR
R.A.S.

ENGINEERING
APPROVAL



AIR FILTER TESTING LABORATORIES, INC.

4632 Old LaGrange Road • Buckner, Kentucky 40010

Phone (502) 222-5720 • Fax (502) 222-9881

ASHRAE STANDARD 52.1-1992 - PERFORMANCE CURVES STATICALLY TESTED DEVICES

PERFORMANCE CURVES

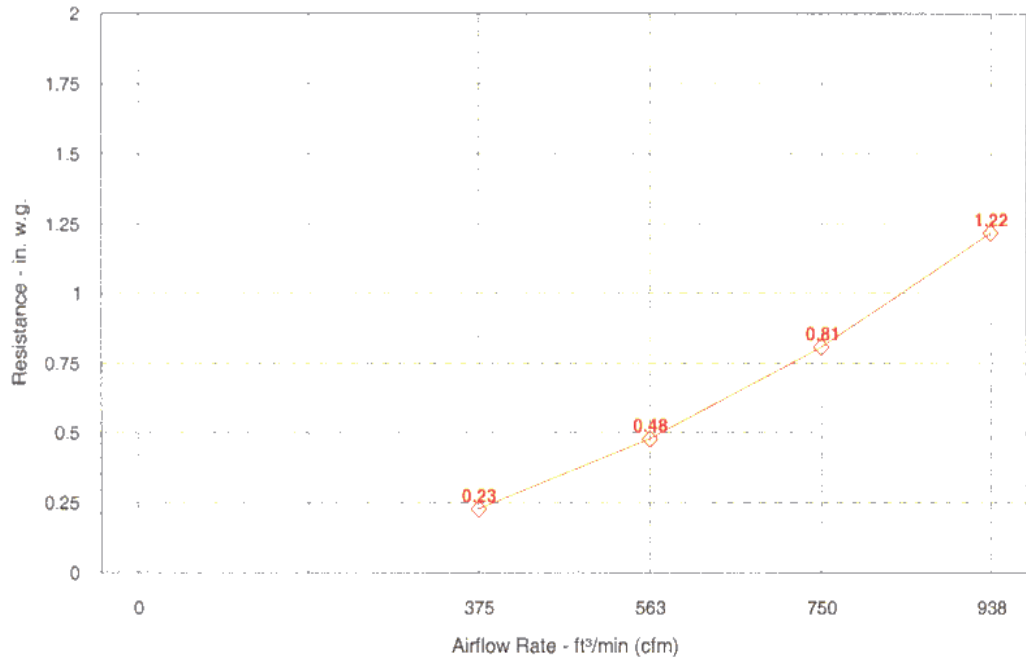
REPORT NO.
12590

TEST NO.
1

SHEET NO.
2

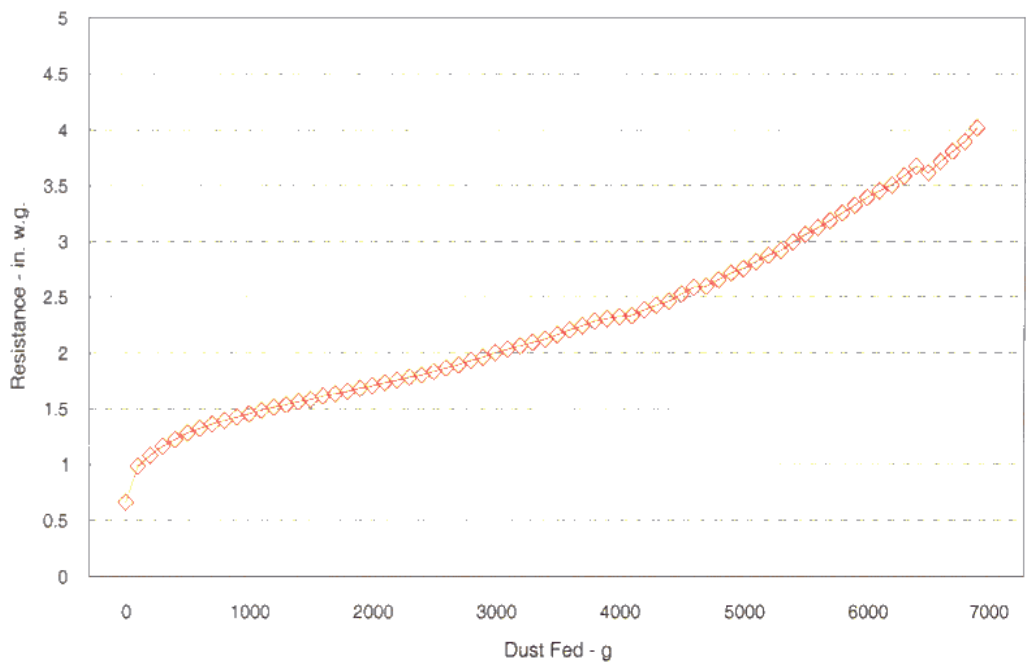
CLEAN DEVICE

Airflow -vs- Initial Resistance



DUST FED -vs- RESISTANCE

Dust Increment - 100 g SAE Fine



DATE

10-07-2002

TEST SUPERVISOR
R.A.S.

ENGINEERING
APPROVAL

Kevin R. Singer P.E.





AIR FILTER TESTING LABORATORIES, INC.

4632 Old LaGrange Road • Buckner, Kentucky 40010

Phone (502) 222-5720 • Fax (502) 222-9881

ASHRAE STANDARD 52.1-1992 - PERFORMANCE CURVES STATICALLY TESTED DEVICES

PERFORMANCE CURVES

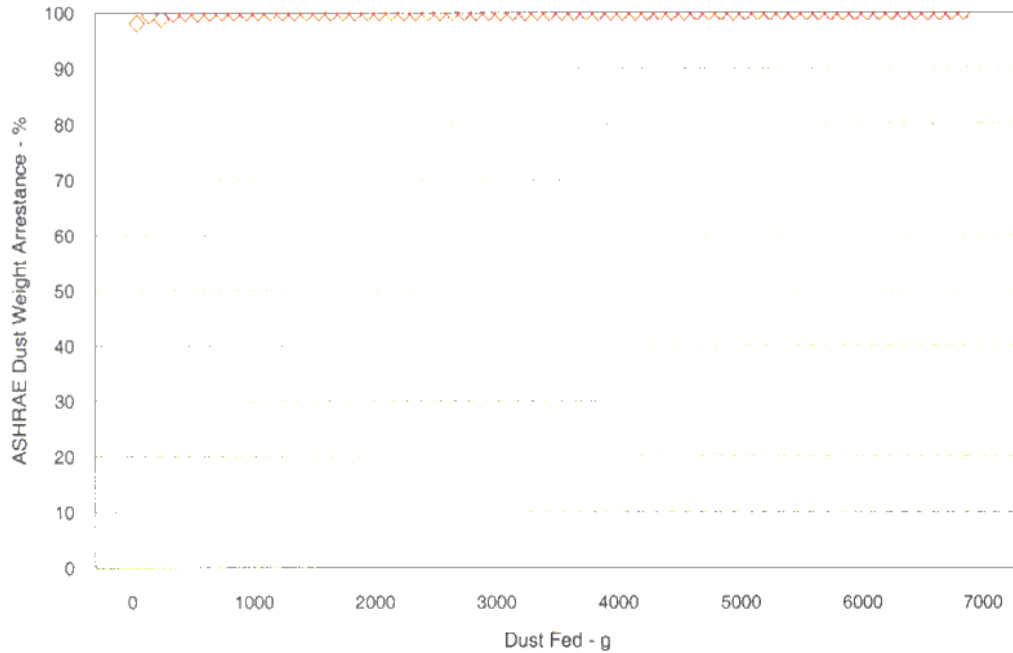
REPORT NO.
12590

TEST NO.
1

SHEET NO.
3

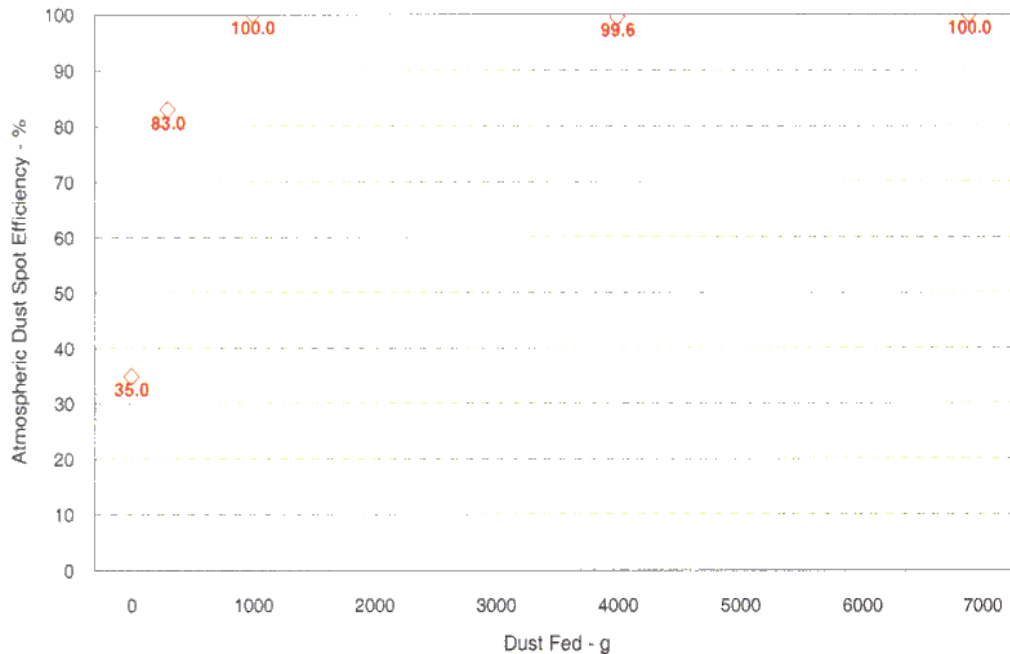
DUST FED -vs- ARRESTANCE

Dust Increment - 100 g SAE Fine



DUST FED -vs- ATMOS. DUST SPOT EFFICIENCY

Dust Increment - 100 g SAE Fine



DATE
10-07-2002

TEST SUPERVISOR
R.A.S.

ENGINEERING
APPROVAL

Kevin R. Singer, P.E.

